








Aspen Pumps are at the forefront of condensate pump technology. As engineers, we understand the complexity of installations and so create market leading products that are designed to best suit the application and environment. We pride ourselves on providing professionals with everything they need for the perfect installation; from pumps to pipe we have it all.



Pump Selector

		System Type							Duty @ 50Hz					Mounting		
									Max. flow (L/hr)	Max. rec. head (m)	Suction lift (m)	Sound dB(A)	Max. kW / Btu's	Trunking	Remotely In unit	Below unit
Silent ⁺	Mini White (230V)		•						45	10	-	16	16 / 54k	✓	-	✓
	Mini Orange (230V)		•	•	•		•		35	10	1.5	16*	40 / 136k	✓		
	Mini Lime (230V)		•				•		40	15	-	16*	46 / 157k	✓	-	-
	Mini Aqua (230V)		•	•	•		•	•	35	10	1.5	16*	40 / 136k	✓		
Mini	Mini Orange (230V)		•	•	•		•		12	10	2	21	16 / 54k	✓		
	Maxi Orange (230V)		•	•	•		•		35	15		35	46 / 157k	-	✓	-
	Mini Aqua (230V)		•	•	•		•	•	12	10	2	21	16 / 54k	✓		
	Mini Blanc (230V)		•					-			-			✓		
Tank	Mini Tank (230V)			•			•	•	35	15	-	35	46 / 157k	-	✓	-
	Max Hi-Flow (230V)	•		•			•		550	5		44	733 / 2.5m	-		
	Hi-Lift 1L & 2L (230V)	•		•			•		11	12		51	14 / 47k			
	Heavy Duty 6 (230V)	•					•		900	6		60	1200 / 4m			
	Heavy Duty 10 (230V)	•					•		1070	9		64	1460 / 4.9m			
	HW Economy (230V)					•			900	7		60	1200 / 4m			
	Hot Water HD (230V)					•			1800	15		63	2400 / 8m			
Peri	Peri Pro Air (230V)		•	•	•			•	15	12	3	21	20 / 68k	-	✓	✓
	Peri Pro+ (230V)		•	•	•			•								

* Assuming solid wall construction with a 2kW unit

		System Type		Duty @ 50Hz				Mounting	
		 Dairy case	 Chillers	Max. flow (L/hr)	Max. rec. head (m)	Sound dB(A)	Max. kW / Btu's*	In unit	Below unit
Supermarket	LP ERRP (230V)	✓	✓	190	21	60	-	✓	✓
	ERRP (230V)			225	35		-		
	LP Cold Cabinet (230V)			700	18		-		
	Cold Cabinet (230V)			225	35		-		
	Macerator 4L (230V)			780	8.5	64	-		
	Macerator 10 L (230V)						-		

		Condensing Boiler Type		Duty @ 50Hz				Mounting	
		 Gas	 Oil	Max. flow (L/hr)	Max. rec. head (m)	Sound dB(A)	Max. kW / Btu's*	Wall	Floor
Boiler	Endurance (230V)	✓	✓	550	5	44	200 / 682k	✓	✓
	Kitchen (230V)		-	12	10	21	45 / 153k		-
	Hi-Capacity (230V)		✓	550	5	44	200 / 682k		✓

*Water quantity based on cooling capacity may vary geographically

Silent+ Mini Pumps

Today end users are demanding quieter air conditioning pumps in areas such as offices and hotels. Silent+ pumps are perfectly suited for these types of applications. The Silent+ range is designed around a 'total system approach' to ensure they operate as quietly as possible without compromising on performance.



Silent+ Mini White



Silent+ Mini Lime®



Silent+ Mini Aqua®



Silent+ Mini Orange®



1 In the ceiling (Note: anti vibration bracket) 2 In the AC unit 3 Within the trunking 4 Under the unit

Silent+ Mini White®



CONDENSATE REMOVAL PUMP

Incredibly quiet, easy to install and maintain, the Silent+ Mini White has been designed to fit either side of the evaporator unit. The reservoir is simple to unclip for cleaning and maintenance.



45L/h max. flow



10m max. rec. head
(flow rate 23L/h)



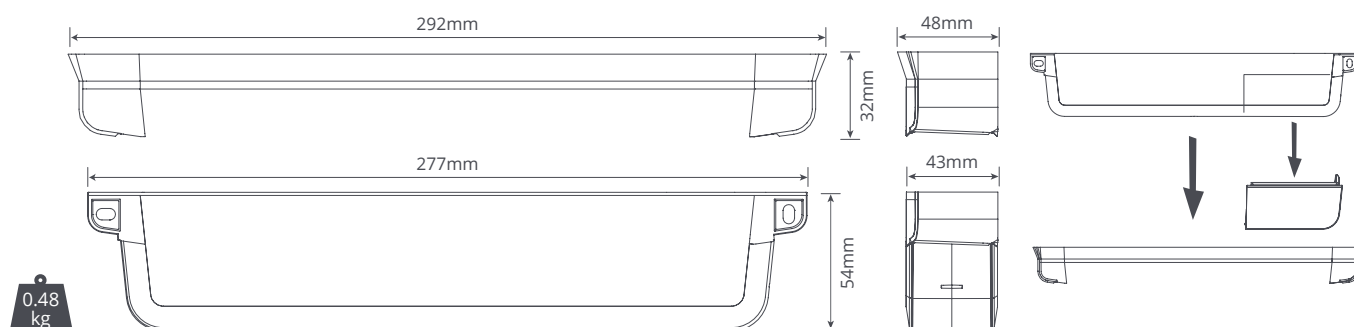
As low as 16dB(A)
when operating

Key Features

- Ultra quiet operation
- Extra quick to fit
- Compact & discreet
- Removable reservoir

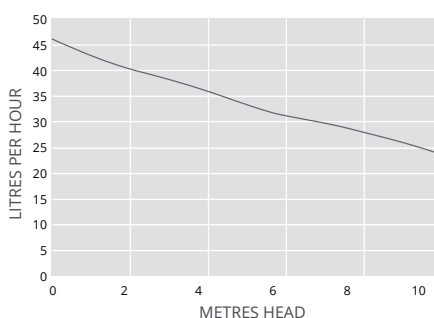
Suitability

- Up to 16kW / 54,000Btu/h
- High wall mini split systems
- **Perfect for...** domestic environments where minimising audible noise is crucially important



SPECIFICATIONS

Max. flow	45L/h @ 0m head
Max. rec. head	10m
Min. dB(A) @ 1m	16dB(A)
Power supply	230 VAC, 50-60 Hz, 0.18 A, 2.1 W
Rated	Continuous
Class	II
Max. unit output	16kW (54,000Btu/h)
Max. ambient temp	40°C (104°F)
IP Protection	IP24
Inlet o/d	16mm (5/8") - 26mm (1")
Outlet o/d	Ø6mm (1/4")
Safety switch	5.0 A NO & NC contacts
Thermal protection	✓
Self priming	✓



OPTIONS

Silent+ Mini White (UK, N. IRE) FP3450

SUGGESTED XTRA ACCESSORIES

Description	Part No.
1 Amp Fuse	FP2620
Tube To Soil Stack Adaptor	FP2038



Visit aspenpumps.com for more installation accessories.


IN THE BOX

Silent+ Mini White pump (incl. hard wired 1m power cable) • Fitting template • Outlet elbow • Screw caps • Spacer • Installation manual

Download manual at aspenpumps.com

Ensure ALL cleaning chemicals are flushed out of the reservoir after use.

Information correct at time of going to press. Not all products are available in all regions.



THE NEW SILENT⁺ MINI LIME QUIETLY BRILLIANT



Simple & faster install.

No need for a damper, anti-siphon, buttons or lights.

No need for a Maxi Lime – this pump is a Mini and Maxi all-in-one.

Fits all trunking systems.

Plus, our Kwik Fix range is available in three colours (white, cream, black).

Plug & Play. Backwards compatible. Perfect for replacement installations. Replacement pump available, alongside the complete system.

Near-silent operation. As low as 16dB(A)@1m.

Variable speed, on demand power, no-touching parts = silence.

Proven tech. Same tech as our best-selling Silent⁺ Mini White. Only works when it needs to. Up to 10 x lower power consumption.

An impressive flow rate of up to 40 l/h, larger tank and head capability.

Satisfaction guaranteed. All backed with a three year guarantee.



Kwik Fix* - Black



Kwik Fix* - White



Kwik Fix* - Cream



Slimline* - White



Slimline* - Ivory



Inoac* style - White



S-Ducting* - White
(SpeediDuct* style/BBJ*)



O-Ducting* - White
(Optimal* style)



Competitors

* Kwik Fix, Slimline, BBJ are trademarks of Aspen Pumps.
† SpeediDuct® & Optimal® (registered trademarks of Castel Engineering).

Information correct at time of going to press. Not all products are available in all regions.



Silent+ Mini Lime®



CONDENSATE REMOVAL PUMP

The new and improved 5th gen Silent+ Mini Lime – just 16dB(A) this is the quietest and most versatile of elbow pumps. Simple and flexible to install. The proven technology delivers an impressive flow rate and lower power consumption. All round maximum performance, on-demand power, near-silent operation, optimum reliability and increased energy efficiency.



40L/h max. flow



15m max. rec. head



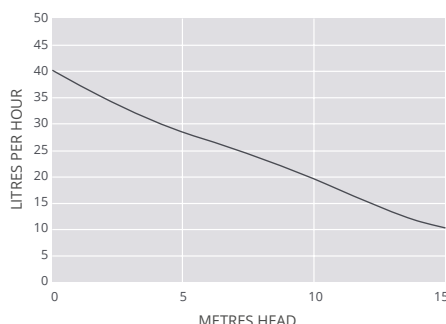
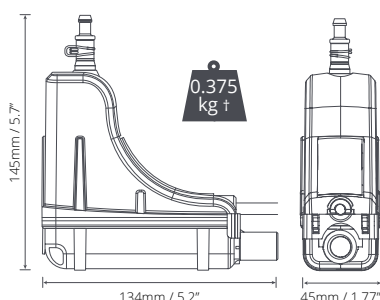
16dB(A) @ 1m

Key Features

- Backwards compatible Plug & Play cable
- Fits all popular trunking systems
- Quick install – no longer need for a damper, anti-siphon
- 40L/h flow rate and up to 10 x lower power consumption

Suitability

- Up to 46kW / 157,000Btu/h
- High wall split systems
- Left or right install with range of trunking systems
- **Perfect for...**
Commercial and domestic use where silence is important



SUGGESTED XTRA ACCESSORIES

Description	Part No.
1 Amp Fuse	FP2620
Tube To Soil Stack Adaptor	FP2038
Vinyl Tube Braided 1/4" (6mm)	AX5100

Univolt 100-250 VAC 50-60Hz

Max. flow	40L/h @ 0m head
Max. rec. head	15m
dB(A) @ 1m	As low as 16*
Power supply	100-250 VAC, 0.18A, 2.1W, 50/60Hz
Rated	Continuous
Class	II
Max. unit output	Up to 46kW / 157000Btu/h
Max. ambient temp	40°C
Inlet/Outlet connections	Inlet o/d: Ø16mm Outlet o/d: Ø6mm
IP Protection	IP24
Safety switch	5.0A N.C. (Normally Closed)
Self priming	✓

SYSTEM OPTIONS

System	Colour	Part No.
Slimline	Ivory	FP3312/5
	White	FP3319/5
Kwik Fix	Cream	FP3323/5
	Black	FP3325/5
O-Ducting	White	FP3327/5 ‡
	White	FP3320/5 ‡
S-Ducting	White	FP3321/5
Inoac	White	FP3322/5

† Pump only – no trunking included

EUROPLIT TRUNKING COMING SOON!

‡ FP3320/5 trunking system is SpeediDuct® compatible.

‡‡ FP3327/5 trunking system is Optimal® compatible.

(SpeediDuct® & Optimal Duct are registered trademarks of Castel Engineering).

IN THE BOX

Silent+ Mini Lime pump (including 1.5m Plug & Play cable) • 500mm Lime green inlet hose 14mm ID • 40mm Vinyl breather tube 6mm ID • Elbow front and back • 800mm trunking front and back • Internal trunking sleeve (Slimline system only) • Gasket (Slimline, S-Ducting and Inoac systems only) • Ceiling plate • Drain connector kit • Fixing kit • Quick Start Guide



Visit aspenpumps.com for more installation accessories.

Download manual at aspenpumps.com

Watch installation video at aspenpumps.com

*Assuming solid wall construction with a 2kW unit.

Information correct at time of going to press. Not all products are available in all regions.

Silent+ Mini Aqua®



CONDENSATE REMOVAL PUMP

The Silent+ Mini Aqua keeps its sleek and slender form offering unparalleled installation flexibility. It fits neatly into trunking and inside mini split units. Packed with our proven 5th Gen Technology, it's unbeatable silence – a barely audible 16dB(A)*, combined with intelligent, adaptive flow rates – further extends pump life, maximises reliability and improves energy efficiency. Quietly brilliant.



35L/h max. flow

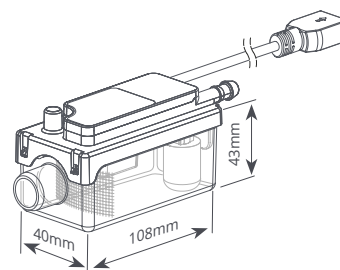
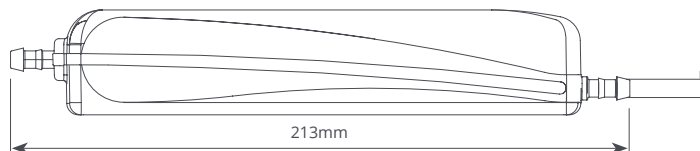
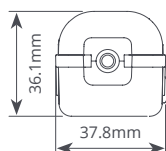


10m max. rec. head



As low as 16dB(A)*

0.408 kg



Key Features

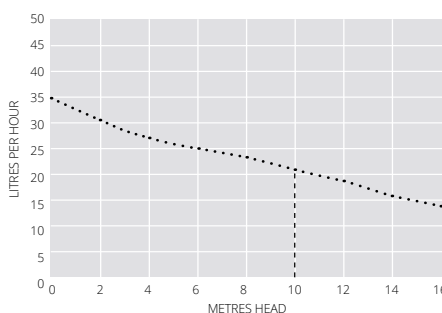
- Slim profile
- Proven 5th Gen Technology: Capacitance Sensing & Rotary Diaphragm = Silence & Power
- Low maintenance
- Plug and play**
- 3 year warranty

Suitability

- Up to 40kW / 136,000Btu/h
- Ducted units; floor standing & chassis units; high wall mini split systems
- **Perfect for...** smaller commercial and domestic applications, where silence is needed

SPECIFICATIONS

Max. flow	35L/h @ 0m head
Max. rec. head	10m
Max. suction lift	1.5m
Min. dB(A) @ 1m	16dB(A)*
Power supply	100-250VAC, 0.18A, 2.4W, 50/60 Hz
Rated	Continuous
Class	II
Max. unit output	40kW / 136,000Btu/h
Max. ambient temp	40°C (104°F)
IP Protection	IP24
Inlet o/d	Ø16mm (5/8")
Outlet o/d	Ø6mm (1/4")
Safety switch	5.0 A Normally closed
Self priming	✓



OPTIONS

Silent+ Mini Aqua FP3326

IN THE BOX

Silent+ Mini Aqua 5th Gen pump • Reservoir (inc. filter and lid) • 1.5m plug and play cable**
 • 1.5m clear PVC tube • 150mm clear vent hose
 • 220mm blue inlet hose • Drain connector kit: straight connector and rubber elbow
 • Quick start guide

SUGGESTED XTRA ACCESSORIES

Description	Part No.
Hose Clamp 10.1 dia. (x10)	B3340
S+ Mini Pump spare filters (x10)	FP3330
Barbed anti-siphon device	FP3336/1
Reservoir copper mesh filter (x10)	FP3460



Visit aspenpumps.com for more installation accessories.

* assuming solid wall construction with a 2kW unit

** not backwards compatible

Download full manual at aspenpumps.com

Information correct at time of going to press. Not all products are available in all regions.

Silent+ Mini Orange®



CONDENSATE REMOVAL PUMP

The world's No.1 Orange mini pump is now better than ever. Using our proven 5th Gen Technology, the Silent+ Mini Orange boasts sound levels as low as 16dB(A)*. So quiet it eliminates the need for additional noise or vibration dampers. Capacitance sensor technology, provides intelligent, adaptive flow rates. Quietly brilliant.



35L/h max. flow



10m max. rec. head



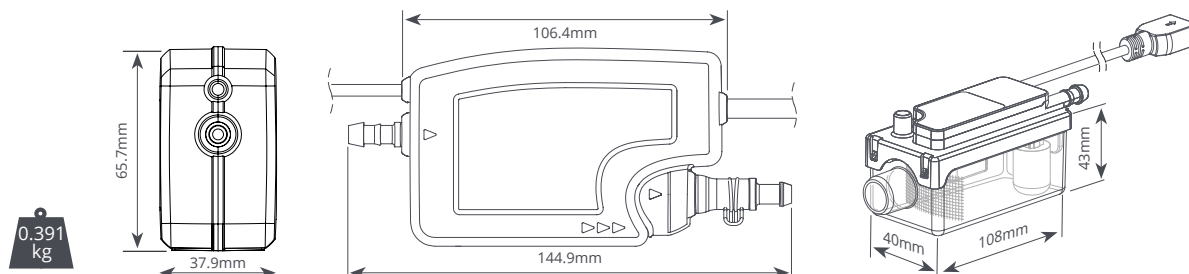
As low as 16dB(A)*

Key Features

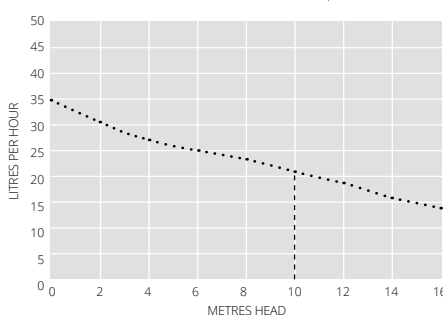
- Proven 5th Gen Technology: Capacitance Sensing & Rotary Diaphragm = Silence & Power
- Low maintenance
- Plug and play**
- 3 year warranty

Suitability

- Up to 40kW / 136,000Btu/h
- Ducted units; floor standing & chassis units; high wall split systems
- **Perfect for...** small commercial and residential units



SPECIFICATIONS	
Max. flow	35L/h @ 0m head
Max. rec. head	10m
Max. suction lift	1.5m
Min. dB(A) @ 1m	16dB(A)*
Power supply	100-250VAC, 0.18A, 2.4W, 50/60 Hz
Rated	Continuous
Class	II
Max. unit output	40kW / 136,000Btu/h
Max. ambient temp	40°C (104°F)
IP Protection	IP24
Inlet o/d	Ø16mm (5/8")
Outlet o/d	Ø6mm (1/4")
Safety switch	5.0 A Normally closed
Self priming	✓



SUGGESTED XTRA ACCESSORIES	
Description	Part No.
Hose Clamp 10.1 dia. (x10)	B3340
S+ Mini Pump spare filters (x10)	FP3330
Barbed anti-siphon device	FP3336/1
Reservoir copper mesh filter (x10)	FP3460



Visit aspenpumps.com for more installation accessories.

OPTIONS

Silent+ Mini Orange FP3313

IN THE BOX

Silent+ Mini Orange 5th Gen pump • Reservoir (inc. filter and lid) • 1.5m plug and play cable** • 1.5m clear PVC tube • 150mm clear vent hose • 220mm Orange inlet hose • Drain connector kit: straight connector and rubber elbow • Quick start guide

Download full manual at aspenpumps.com

*assuming solid wall construction with a 2kW unit

**not backwards compatible

Information correct at time of going to press. Not all products are available in all regions.

Mini Pumps

Since the launch of the best selling Mini Orange, Aspen has become the global leader for mini condensate pumps. Mini pumps operate on a float switch mechanism which detects the presence of water in the drain pan, activating the pump. Aspen offer the most complete and high performance range of mini pumps in the world.



Mini Aqua®



Mini & Maxi Orange®



Mini Blanc®



1 In the ceiling 2 In the AC unit 3 Below the AC unit 4 Within the trunking



Mini Aqua®

CONDENSATE REMOVAL PUMP

The world's slimmest condensate removal pump is designed to fit where other's can't!



12L/h max. flow



10m max. rec. head
(flow rate 6L/h)



21dB(A) @ 1m

Key Features

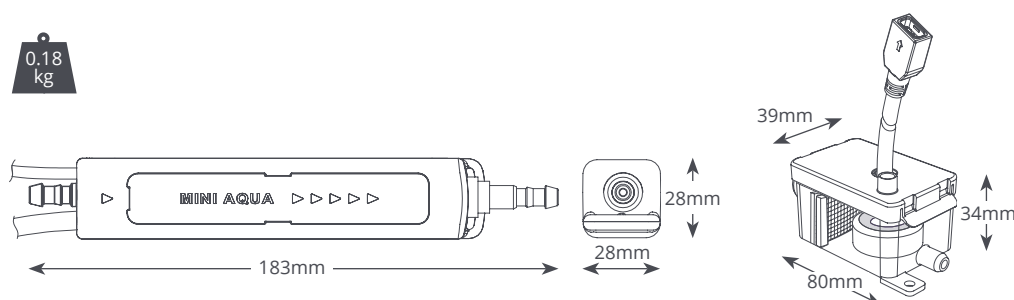
- Ultra slim
- High performance
- Plug & Play
- Anti siphon device

Suitability

- Up to 16kW / 54,000Btu/h
- High wall mini split systems; Ducted units; Floor standing & Chassis units
- **Perfect for...** installing directly inside the unit

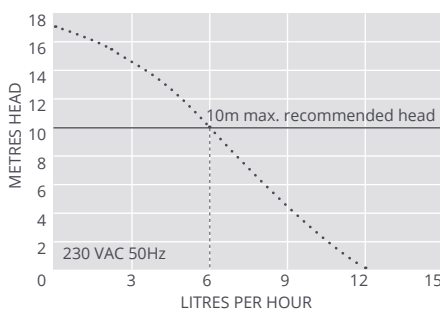


0.18 kg



@ 230 VAC 50Hz

Max. flow	12L/h @ 0m head
Max. rec. head	10m
Max. suction lift	2m
dB(A) @ 1m	21dB(A)
Power supply	230 VAC, 50-60Hz, 0.11A, 16W
Rated	Non continuous
Class	II
Max. unit output	16kW (54,000 Btu/h)
Max. water temp	40°C (104°F)
Discharge tube	6mm ID
IP Protection	IP24
Safety switch	3.0A Normally closed
Thermal protection	✓
Fully potted	✓
Self priming	✓



OPTIONS

Mini Aqua FP2406/2

† Pump only

Download manual at aspenpumps.com

Watch installation video at aspenpumps.com

SUGGESTED XTRA ACCESSORIES

Description	Part No.
1 Amp Fuse	FP2620
Tube To Soil Stack Adaptor	FP2038
Vinyl Tube Braided 1/4" (6mm)	AX5100



Visit aspenpumps.com for more installation accessories.

IN THE BOX

Mini Aqua pump • 1.5m Plug & Play power cable • Reservoir (inc. filter, float, lid) • 150mm Vinyl breather tube 6mm ID • Anti siphon device • 1.5m Suction tube 6mm ID • 220mm Blue inlet hose 14mm ID • Drain connector kit • Fixing kit • Quick Start Guide

Mini Orange®



CONDENSATE REMOVAL PUMP

The world's best selling mini pump offers unrivalled reliability and performance.



12L/h max. flow



10m max. rec. head
(flow rate 6L/h)



21dB(A) @ 1 m

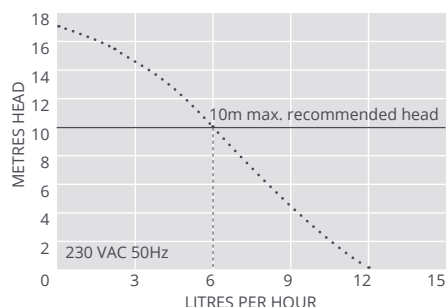
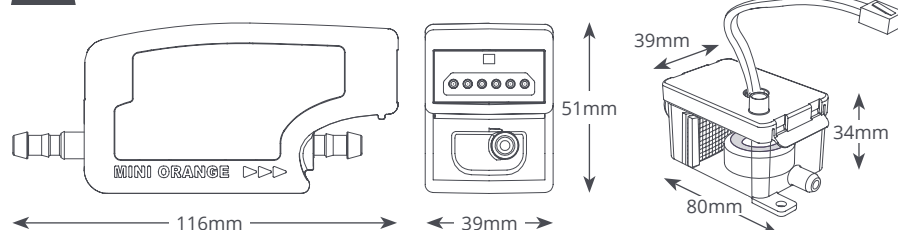
Key Features

- Submersible secondary reservoir included
- Plug & Play
- Anti siphon device

Suitability

- Up to 16kW / 54,000Btu/h
- High wall split systems; Ducted units; Floor standing & Chassis units
- **Perfect for...** Small units

0.25 kg



@ 230 VAC 50Hz	
Max. flow	12L/h @ 0m head
Max. rec. head	10m
Max. suction lift	2m
dB(A) @ 1m	21dB(A)
Power supply	230 VAC, 50-60Hz, 0.11A, 16W
Rated	Non continuous
Class	II
Max. unit output	16kW (54,000 Btu/h)
Max. water temp	40°C (104°F)
Discharge tube	6mm ID
IP Protection	IP21
Safety switch	3.0A Normally closed
Thermal protection	✓
Fully potted	✓
Self priming	✓

OPTIONS

Mini Orange FP2212

† Pump only

SUGGESTED XTRA ACCESSORIES

Description	Part No.
1 Amp Fuse	FP2620
Tube To Soil Stack Adaptor	FP2038
Vinyl Tube Braided 1/4" (6mm)	AX5100



Visit aspenpumps.com for more installation accessories.

IN THE BOX

Mini Orange pump • 1.5m Plug & Play power cable • Reservoir • Reservoir lid with 1.5m sensor cable • Submersible reservoir • Anti siphon device • Float & filter • 1.5m Suction tube 6mm ID • 220mm Orange inlet hose 14mm ID • 150mm Vinyl breather tube 6mm ID • Drain connector kit • Fixing kit • Install manual



Download manual at aspenpumps.com



Watch installation video at aspenpumps.com



Mini Blanc®

CONDENSATE REMOVAL PUMP

The 'ultra quick fit' Mini Blanc is designed to be fitted beneath high wall indoor units and offers easy access for future maintenance.



12L/h max. flow



10m max. rec. head
(flow rate 4L/h)



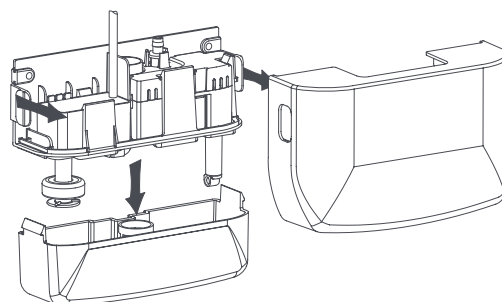
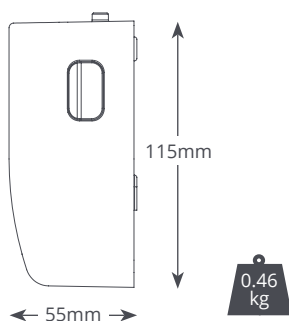
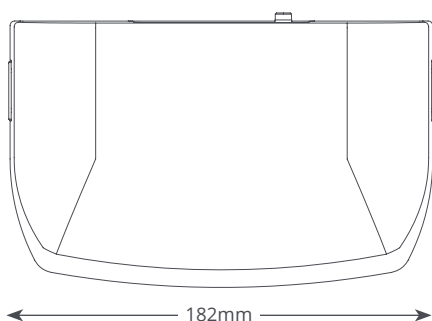
21dB(A) @ 1m

Key Features

- Extra quick to fit
- Compact & discreet
- Clear removable reservoir
- Ultra quiet operation
- Elegant and stylish casing

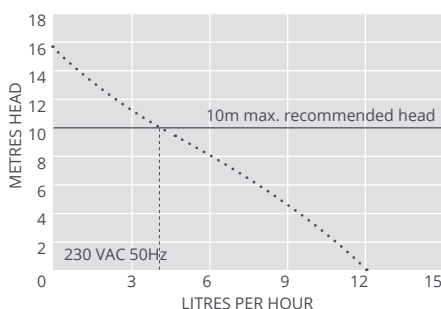
Suitability

- Up to 16kW / 54,000Btu/h
- High wall split systems
- **Perfect for...** Domestic use – where easy maintenance is key



@ 230 VAC 50Hz

Max. flow	12L/h @ 0m head
Max. rec. head	10m
Tank capacity	0.24L
dB(A) @ 1m	21dB(A)
Power supply	230 VAC, 50-60Hz, 0.11A, 19W
Rated	Non continuous
Class	II
Max. unit output	16kW (54,000 Btu/h)
Max. water temp	40°C (104°F)
Inlet/outlet	20mm in 6mm out
IP Protection	IP21
Safety switch	3.0A Normally closed
Thermal protection	✓
Fully potted	Partially
Self priming	✓



SUGGESTED XTRA ACCESSORIES

Description	Part No.
1 Amp Fuse	FP2620
Tube To Soil Stack Adaptor	FP2038



Visit aspenpumps.com for more installation accessories.

OPTIONS

Mini Blanc (Europe)	FP1080/2
---------------------	----------

IN THE BOX

Mini Blanc pump (including hard wired 1m power cable) • Anti siphon device • Drain connector kit • Fixing kit • Install manual



Download manual at aspenpumps.com



Watch installation video at aspenpumps.com



Maxi Orange

CONDENSATE REMOVAL PUMP

Need more performance? Designed for larger units, the Maxi Orange pump gives you the extra power when you need it.



35L/h max. flow



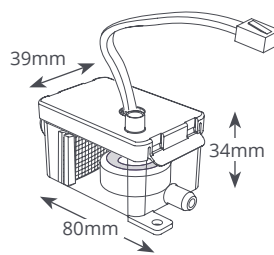
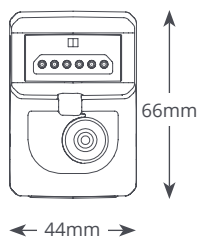
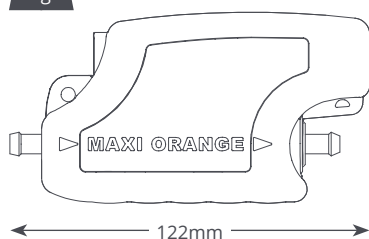
15m max. rec. head
(flow rate 10L/h)



35dB(A) @ 1m



0.45
kg

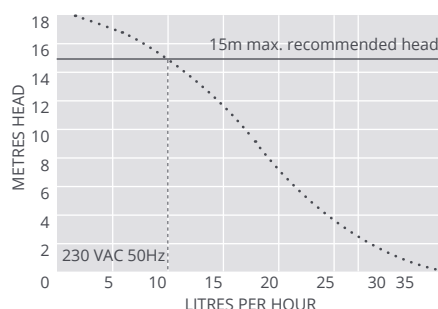


Key Features

- High power motor
- Superior performance
- Submersible secondary reservoir included

Suitability

- Up to 46kW / 157 000 Btu/h
- High wall split systems; Ducted units; Floor standing & Chassis units
- **Perfect for...** Large commercial units



230 VAC 50Hz	
Max. flow	35L/h @ 0m head
Max. rec. head	15m
Max. suction lift	2m
dB(A) @ 1m	35dB(A)
Power supply	230 VAC, 50-60Hz, 0.11A, 16W
Rated	Non continuous
Class	II □
Max. unit output	46kW (157,000 Btu/h)
Max. water temp	40°C (104°F)
Discharge tube	6mm ID
IP Protection	IP21
Safety switch	3.0A Normally closed
Thermal protection	✓
Fully potted	✓
Self priming	✓

OPTIONS	
Maxi Orange	FP2210

[†] Pump only

SUGGESTED XTRA ACCESSORIES	
Description	Part No.
1 Amp Fuse	FP2620
Tube To Soil Stack Adaptor	FP2038
Vinyl Tube Braided 1/4" (6mm)	AX5100



Visit aspenpumps.com for more installation accessories.

IN THE BOX
Maxi Orange pump • 1.5m Plug & Play power cable • Reservoir • Reservoir lid with 1.5m sensor cable • Submersible reservoir • Anti siphon device • Float & filter • 1.5m Suction tube 6mm ID • 220mm Orange inlet hose • 14mm ID • 150mm Vinyl breather tube 6mm ID • Drain connector kit • Fixing kit • Install manual



Download manual at aspenpumps.com



Watch installation video at aspenpumps.com